



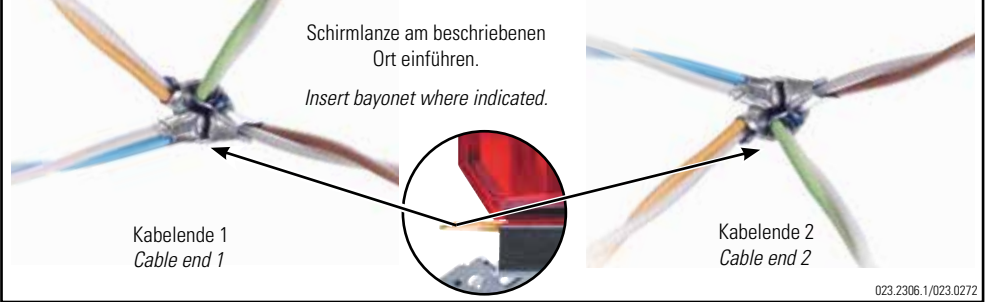
Installation is to be performed by qualified electricians. Units have to be installed in limited access areas in conformance with all national and local codes.



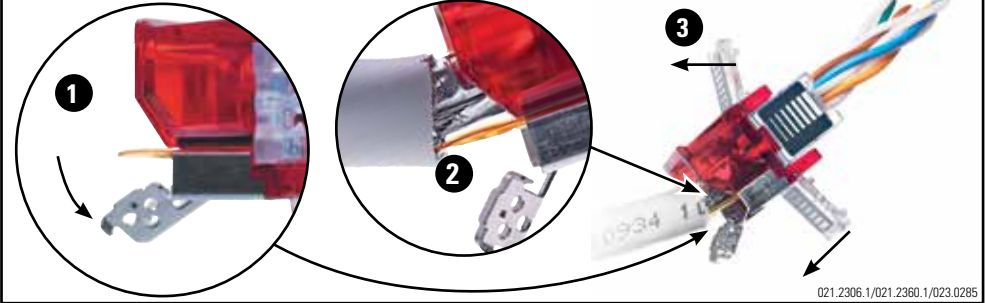
A Kabelvorbereitung / Cable preparation



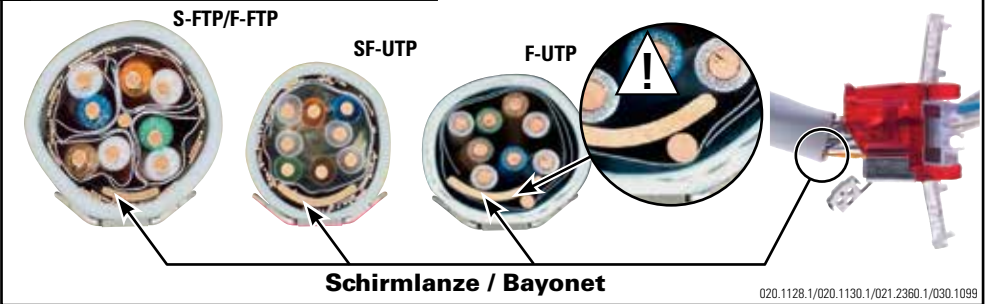
B1 Kabel ausrichten / Cable orientation



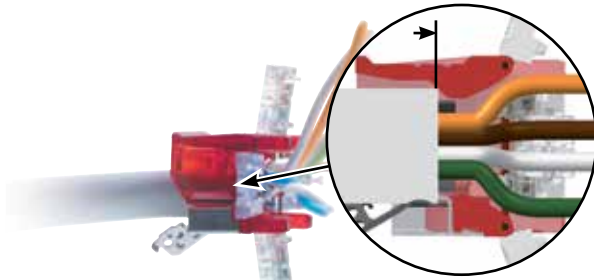
B2 Schirmlanze einführen / Shield bajonett insertion



B3 Position Schirmlanze / Position shield bajonett



C1 Kabel aufschieben / *Insert cable*





Kabel bis zum Anschlag einführen.

Insert cable as far as possible.


021.2309/021.2402

C2 Kabeleinlass varianten / *Cable entry variants*




021.2310.1/021.2311

D1 Paar ausrichten / *Wire pair alignment*



Kabelende 1
Cable end 1

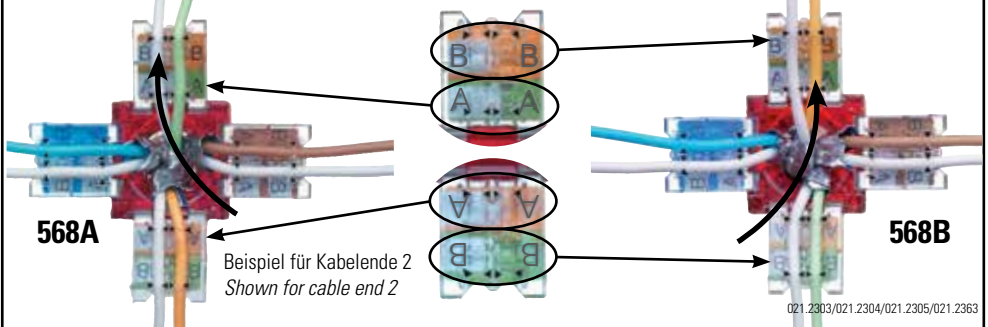
Blaues und Braunes Paar positionieren.
Position blue and brown pairs.



Kabelende 2
Cable end 2

021.2303/021.2304

D2 Ein Paar kreuzen / *Cross over one pair*



568A

Beispiel für Kabelende 2
Shown for cable end 2

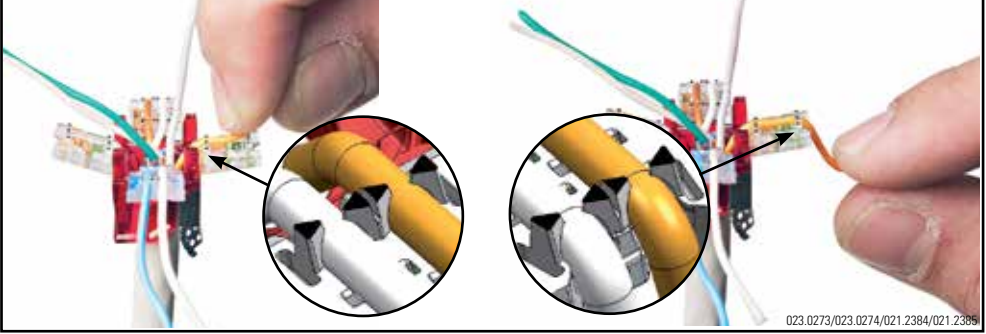
568B

021.2303/021.2304/021.2305/021.2363

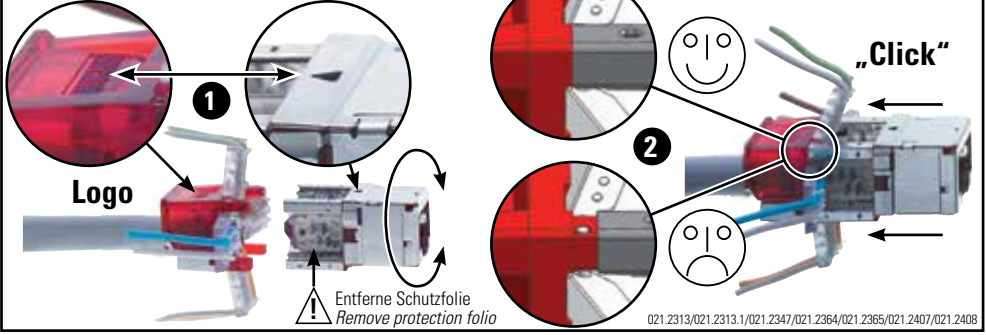
Die Komponenten sollten von autorisierten Personen in gesicherten Bereichen eingesetzt werden in Übereinstimmung mit den Landesspezifischen Normen.

Installation is to be performed by qualified electricians.
Units have to be installed in limited access areas in conformance with all national and local codes.

E Adern einlegen / Insert wire



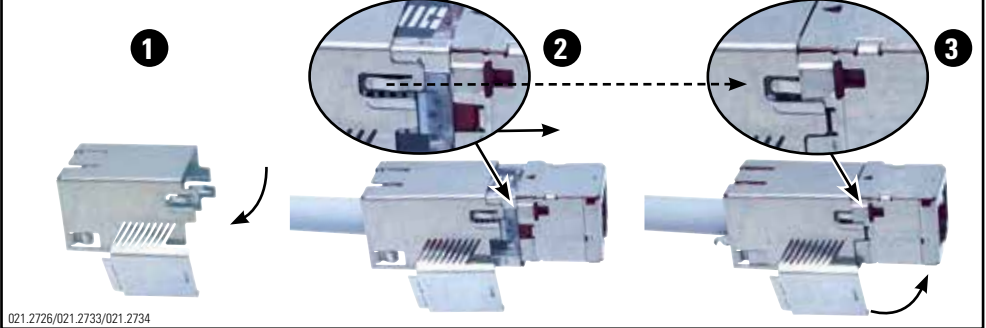
F Teile ausrichten und zusammen fügen / Align and mount parts




G Deckel beschriften / Terminate levers



H1 Schirmhülle montieren / Mount shield covers




H2 Schirmhülle schliessen / Close shield covers




021.2732/021.2731

I Zugentlastung anbringen / Mount strain relieve




021.2728/021.2729/021.2730

Demontage



021.2727/021.2322/021.2323/021.2323.1/021.2327

Demontage



021.2365/021.2371

Headquarters

Switzerland

Reichle & De-Massari AG
 Binzstrasse 32
 CHE-8620 Wetzikon
 Telephone HQ +41 (0)44 933 81 11
 Telefax HQ +41 (0)44 930 49 41
 E-Mail hq@rdm.com

www.rdm.com



Die Komponenten sollten von autorisierten Personen in gesicherten Bereichen eingesetzt werden in Übereinstimmung mit den Landesspezifischen Normen.

509287/J/05.2013